

# THINKWARE DASH CAM™

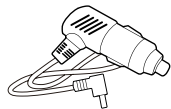
## Quick Start Guide

# XD250

### Power the Dash Cam

#### Use one of the following options

The included cable options vary depending on the dash cam model purchased.



12V Power Cable



Hardwiring Cable\*



OBD-II Cable\*



\*To enable Parking Surveillance mode, the dash cam needs to be powered by either the OBD-II Cable or Hardwiring Cable (professional installation recommended).

### Download the App

#### Download the THINKWARE DASHCAM LINK App

On your smartphone, open the Google Play Store or Apple App Store and download and install **THINKWARE DASH CAM LINK**.



THINKWARE DASH CAM LINK



Apple Store (iOS)

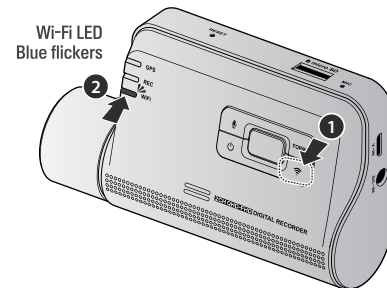


Google Play Store (Android)

### Connect to the App

#### Follow the on-screen instructions

1. Press the Wi-Fi  button on the Dash Cam for at least 3 seconds.

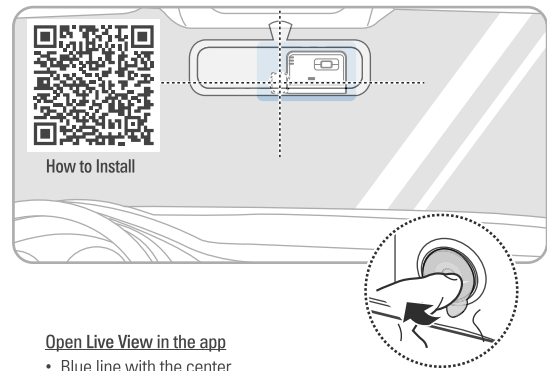


Hold for more than 3 sec

Won't connect to the App?

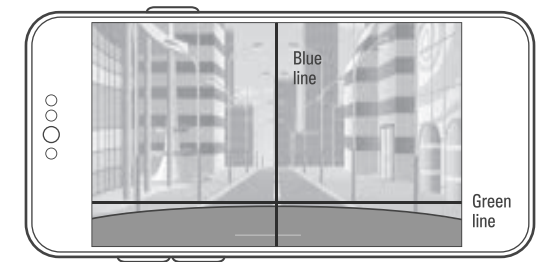


## Install the Front Camera

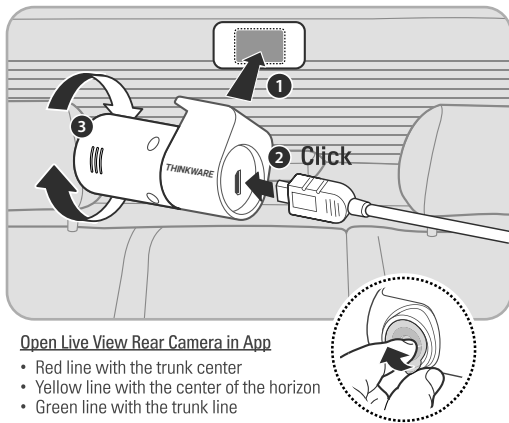


### Open Live View in the app

- Blue line with the center
- Green line with the front edge of the hood



## Install the Rear View Camera



### Open Live View Rear Camera in App

- Red line with the trunk center
- Yellow line with the center of the horizon
- Green line with the trunk line



## Dash Cam Settings in the App

### Default settings out of the box

The default settings are as follows, and you have the option to adjust them according to your preference.

| Options            | Description                    |
|--------------------|--------------------------------|
| Voice Recording    | Enabled                        |
| System Volume      | 0 1 2 3                        |
| Parking Mode       | Motion Detection               |
| Smart Parking Mode | Thermal Protection - Enabled   |
|                    | Long-Time Recording - Disabled |
| Battery Protection | Enabled Vehicle Type : Regular |
| Super Night Vision | Parking Mode                   |
| ADAS               | Disabled                       |
| Speed Stamp        | Disabled                       |
| Safety Camera      | Enabled                        |

## FAQ & Help Desk

### Still have questions or issues?

For further assistance or to report any issues, please contact our support team.

• **North America**  
1 (844) 865-9273  
support@thinkware.com

• **United Kingdom**  
44 (0) 333-121-0008  
support.eu@thinkware.com

• **European Union**  
(+49) 69-943-22200  
support@thinkware.com



FAQs & Help Desk

Please refer to CS Information QR in the box for other countries.