

THINKWARE
XD250 Dash
Camera



THINKWARE XD250 Dash Camera User Guide

[Home](#) » [THINKWARE](#) » THINKWARE XD250 Dash Camera User Guide 

Contents

- [1 THINKWARE XD250 Dash Camera](#)
- [2 Power the Dash Cam](#)
- [3 Download the App](#)
- [4 Connect to the App](#)
- [5 Install the Front Camera](#)
- [6 Dash Cam Settings in the App](#)
- [7 FAQ & Help Desk](#)
- [8 Documents / Resources](#)
 - [8.1 References](#)

THINKWARE

THINKWARE XD250 Dash Camera



Power the Dash Cam

Use one of the following options

The included cable options vary depending on the dash cam model purchased.



12V Power Cable



Hardwiring Cable*



OBD-II Cable*

*To enable Parking Surveillance mode, the dash cam needs to be powered by either the OBD-II Cable or Hardwiring Cable (professional installation recommended).

Download the App

Download the THINKWARE DASHCAM LINK App

On your smartphone, open the Google Play Store or Apple App Store and download and install THINKWARE DASH CAM LINK.



THINKWARE DASH CAM LINK




Apple Store (iOS)

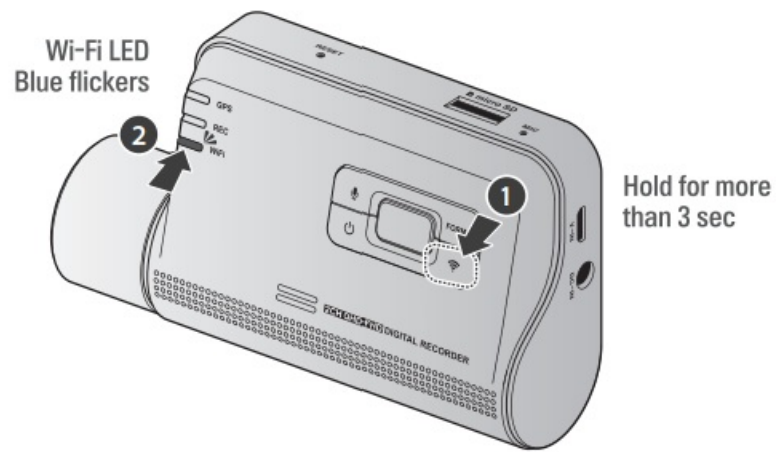


Google Play Store (Android)

Connect to the App

Follow the on-screen instructions

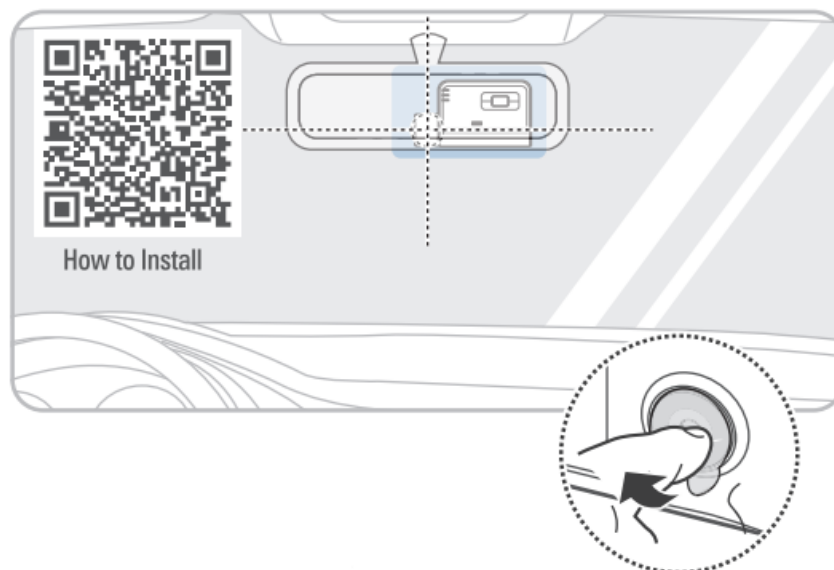
1. Press the Wi-Fi  button on the Dash Cam for at least 3 seconds.



Won't connect to the App?

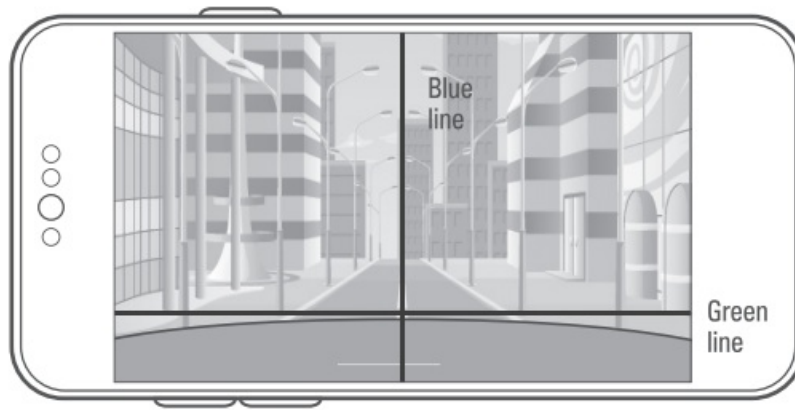


Install the Front Camera

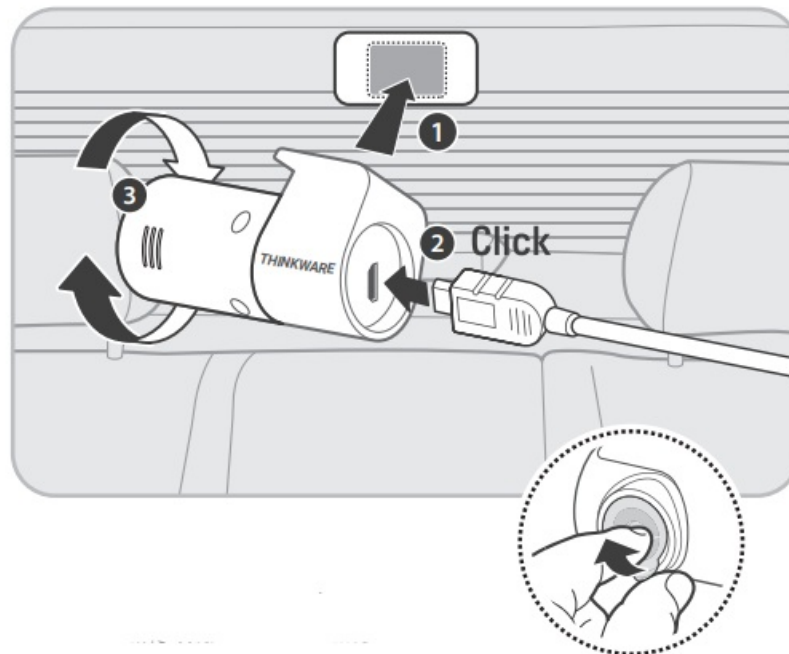


Open Live View in the app

- Blue line with the center
- Green line with the front edge of the hood

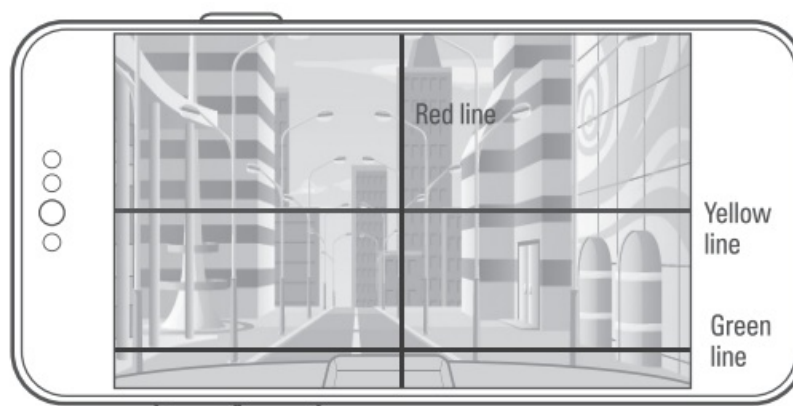


Install the Rear View Camera



Open Live View Rear Camera in App

- Red line with the trunk center
- Yellow line with the center of the horizon
- Green line with the trunk line



Dash Cam Settings in the App

Default settings out of the box

The default settings are as follows, and you have the option to adjust them according to your preference.

Options	Description
Voice Recording	Enabled
System Volume	0 1 2 3
Parking Mode	Motion Detection
Smart Parking Mode	Thermal Protection - Enabled
	Long-Time Recording - Disabled
Battery Protection	Enabled Vehicle Type : Regular
Super Night Vision	Parking Mode
ADAS	Disabled
Speed Stamp	Disabled
Safety Camera	Enabled

FAQ & Help Desk

Still have questions or issues?


For further assistance or to report any issues, please contact our support team.

- North America
1 [844-865-9273](tel:844-865-9273)
support@thinkware.com
- United Kingdom
44 (0) 333-121-0008
support.eu@thinkware.com
- European Union
(+49) 69-943-22200
support@thinkware.com



FAQs & Help Desk

Documents / Resources



[THINKWARE XD250 Dash Camera](#) [pdf] User Guide
Q850, XD250, XD250 Dash Camera, XD250, Dash Camera

References

- [User Manual](#)

Manuals+. [Privacy Policy](#)

This website is an independent publication and is neither affiliated with nor endorsed by any of the trademark owners. The "Bluetooth®" word mark and logos are registered trademarks owned by Bluetooth SIG, Inc. The "Wi-Fi®" word mark and logos are registered trademarks owned by the Wi-Fi Alliance. Any use of these marks on this website does not imply any affiliation with or endorsement.